

ROOM ON THE BROOM

no prep freebie

BOOK VS. MOVIE COMPARISON
WORKSHEETS: JUST PRINT & GO!

The image displays three worksheets and a cartoon illustration. The first worksheet, titled "CHARACTER DESCRIPTIONS:", instructs users to fill out information about characters from the book first, then from the movie. It includes a grid with five rows, each labeled "THE BOOK:" and "THE MOVIE:", and small icons of a cat, a dog, a bird, a frog, and a witch. The second worksheet, titled "CHARACTER BACKSTORIES:", asks for more detailed backstories of characters from the movie compared to the book. The third worksheet, titled "COMPARE & CONTRAST:", features a Venn diagram with two overlapping circles labeled "BOOK" and "MOVIE", each containing a broom icon, and a "NAME:" field at the bottom. The cartoon illustration shows a witch with a green face and purple hat flying on a broom, accompanied by a green frog, a black and white dog, and an orange cat.

Whitney Smith, M.Ed. CCC-SLP



THANKS SO MUCH FOR DOWNLOADING!
I HOPE YOU'LL FIND THIS USEFUL FOR YOURSELF
AND/OR YOUR STUDENTS!

PRINT THE FOLLOWING PAGES, AS MANY AS YOU
NEED FOR YOUR OWN STUDENTS. ALSO GREAT
FOR SENDING HOME AND FOR TELETHERAPY!

***NOTE: THE FOLLOWING WORKSHEETS ARE
MEANT TO BE USED TO COMPARE AND
CONTRAST THE ROOM ON THE BROOM BOOK, BY
JULIA DONALDSON, AND THE ROOM ON THE
BROOM MOVIE. IF YOU DON'T OWN THE BOOK.
HERE'S AN AFFILIATE LINK:

[*Click here to buy the book.*](#)

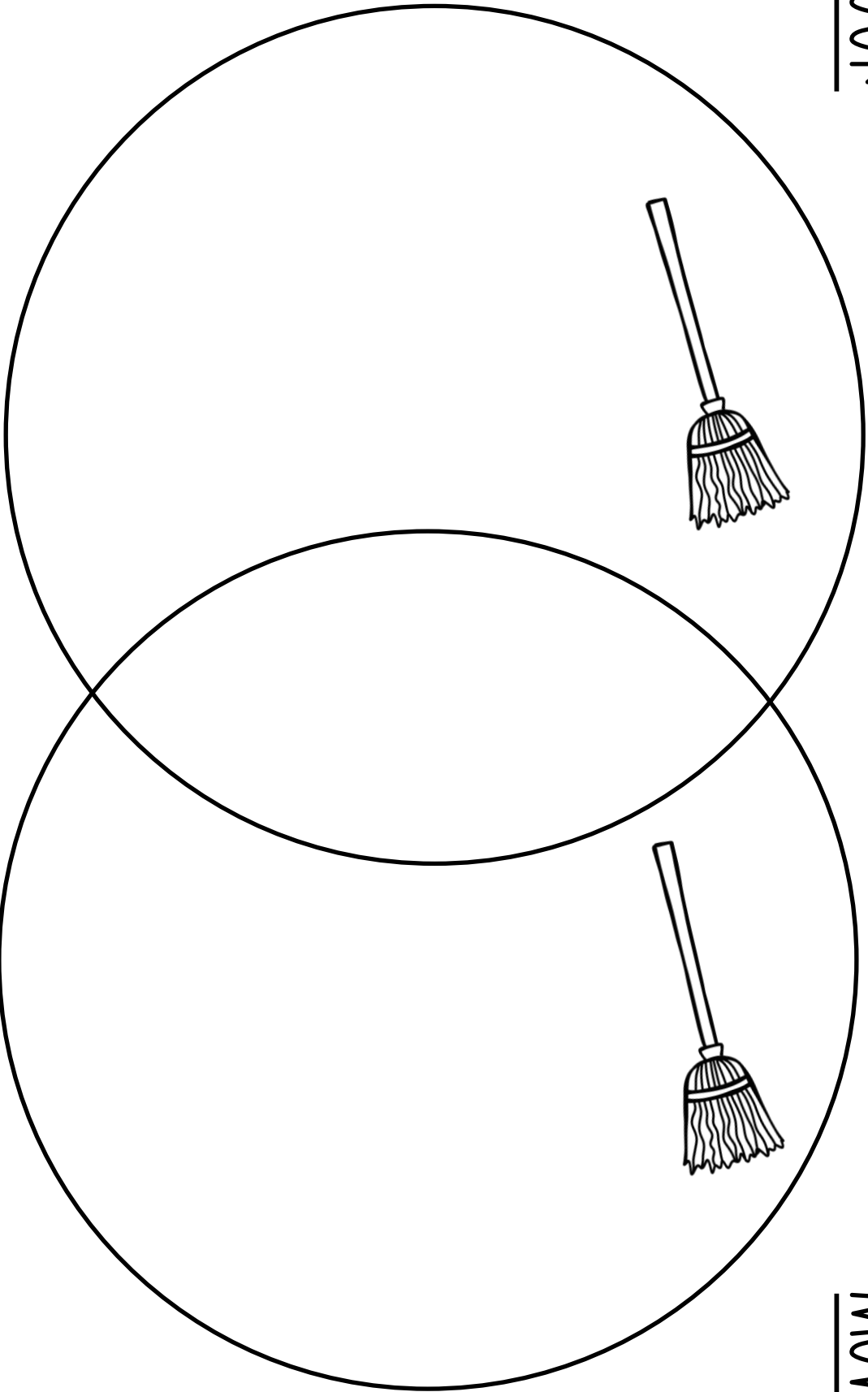
YOU CAN WATCH THE MOVIE ON NETFLIX OR
AMAZON PRIME, OR [BUY THE MOVIE HERE.](#)

love & laughter, whitney

COMPARE & CONTRAST:

BOOK

MOVIE




NAME: _____

CHARACTER DESCRIPTIONS:

Use the book first to fill out information about the characters, then fill in more details while watching the movie.

THE BOOK:

THE MOVIE:



THE BOOK:

THE MOVIE:




THE BOOK:

THE MOVIE:




THE BOOK:

THE MOVIE:



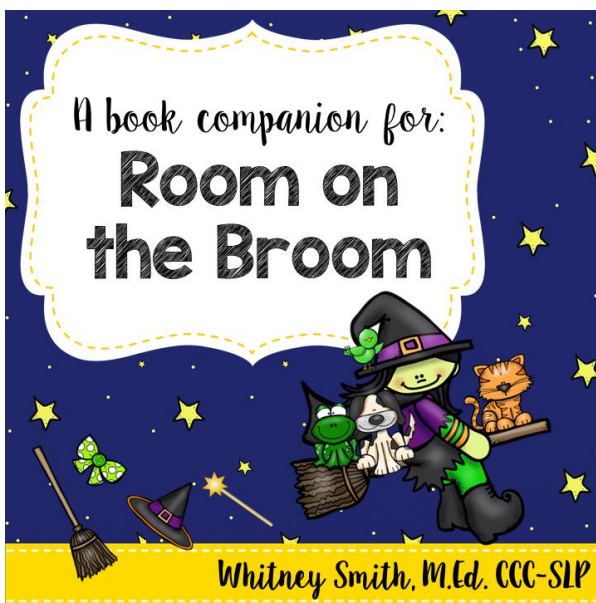
MY favourite PART

Write about your favorite part of the book/movie.
Why do you like that part the best?



Need activities to send home for parents or for teletherapy?

Check these out!



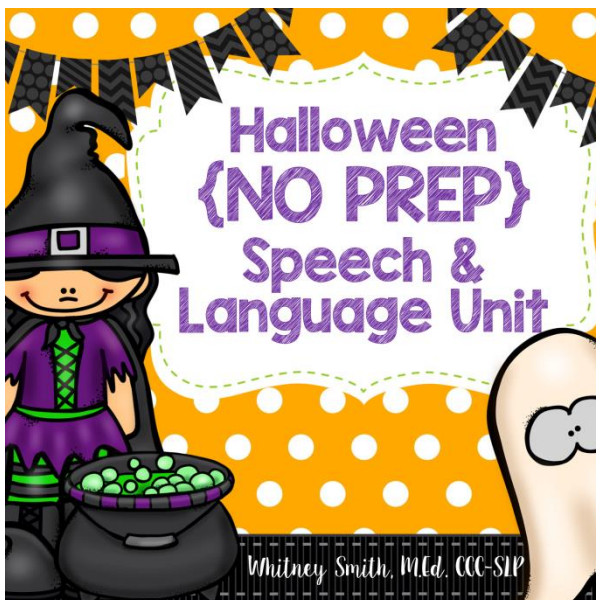
A book companion for:
Room on the Broom

Whitney Smith, M.Ed. CCC-SLP



ROOM ON THE BROOM
book companion

COMPLETELY NO PREP!



Halloween
{NO PREP}
Speech &
Language Unit

Whitney Smith, M.Ed. CCC-SLP



HALLOWEEN LANGUAGE
Bundle

- Halloween Story Starters
- Pumpkin 'WH' Questions
- Halloween Antonyms
- Halloween-Themed Idioms
- Pumpkin Patch Pronouns
- Halloween Costume Inferences
- Halloween Synonyms
- Halloween Safety: True or False

About the Author



Hi, friends! I'm an ASHA-certified school-based SLP in South GA. I'm married to my high-school sweetheart, and we have two kiddos,

Halle Jane & Easton. We also have 2 mini schnauzers (Maia & Maggie) and a new therapy dog, Lucy. In my spare time (yeah, right), I love DIY projects, graphic design, and playing the piano. Thank you so much for your support!

Follow along for new product updates, freebies, therapy ideas, DIY projects, and more!

Stay Connected



www.whitneyslp.com

Click here to join my newsletter:

<https://pages.convertkit.com/8bf9d0a138/516000e276>

Thank you for downloading!

As with all other items in my store, this item is copyrighted by Whitney Smith, M.Ed. CCC-SLP. Purchase of this item entitles you to use this product in your own classroom/therapy room with your students only. Copying for other professionals, sharing the file directly on the internet, or sharing or re-selling of this item is strictly prohibited. Please direct other interested parties back to the original source or purchase a multi-user license. Thank you for helping to maintain the integrity and well-being of TPT and its hardworking teacher-authors.

Fonts & Graphics by:

